

TO: The American Petroleum Institute (API)

FR: Heart + Mind Strategies

DT: November 7, 2024

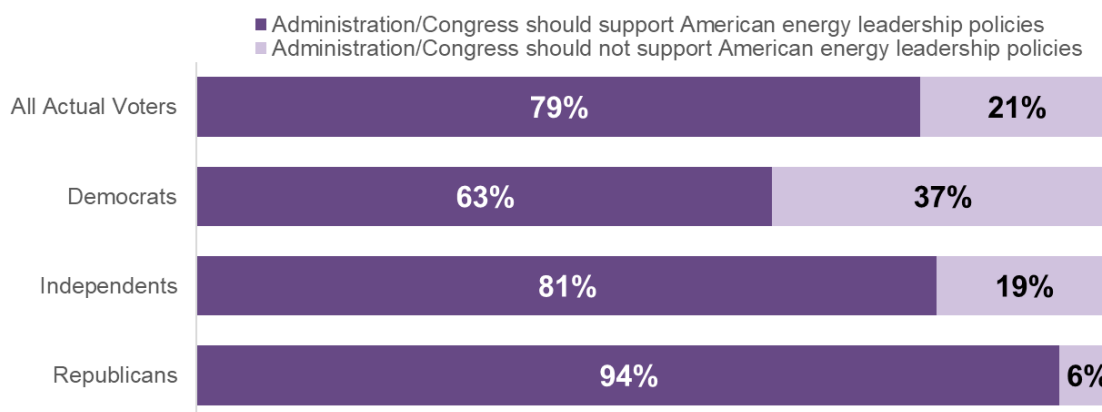
RE: 2024 Actual Voter Survey on Energy Policy Issues

KEY FINDINGS:

2024 Election Voters Want the Incoming Administration and Congress to Support Policies that Secure American Energy Leadership.

- Nearly four-in-five 2024 Election Voters feel the new Administration and Congress should support American energy leadership policies.

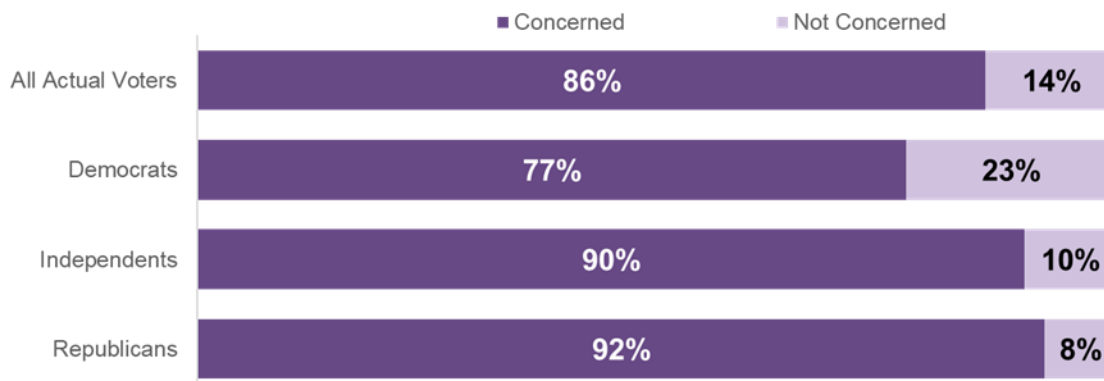
To what extent would you like the incoming Administration and new Congress to support public policy positions to secure American energy leadership and help reduce inflation?



2024 Election Voters are concerned about inflation and experience financial pain, and they see a role for domestic natural gas and oil production in helping consumers and small businesses.

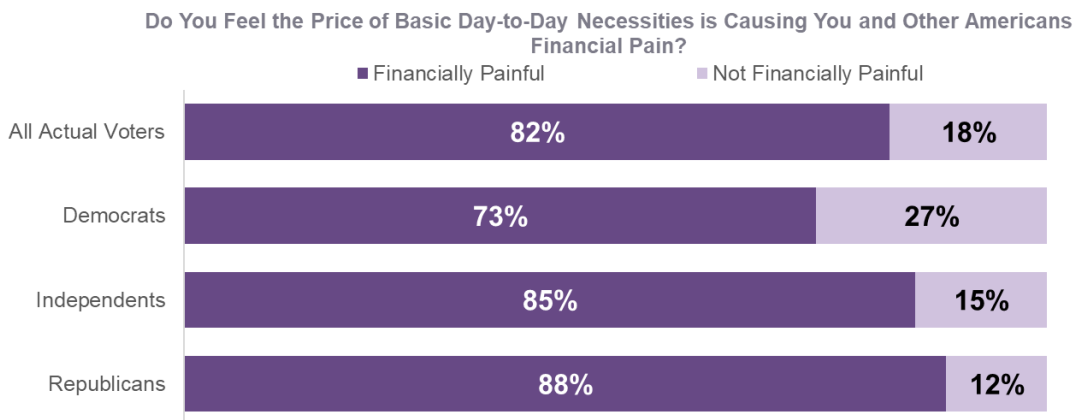
- 86% of 2024 Election Voters are concerned about inflation.

How Concerned Are You About Inflation?

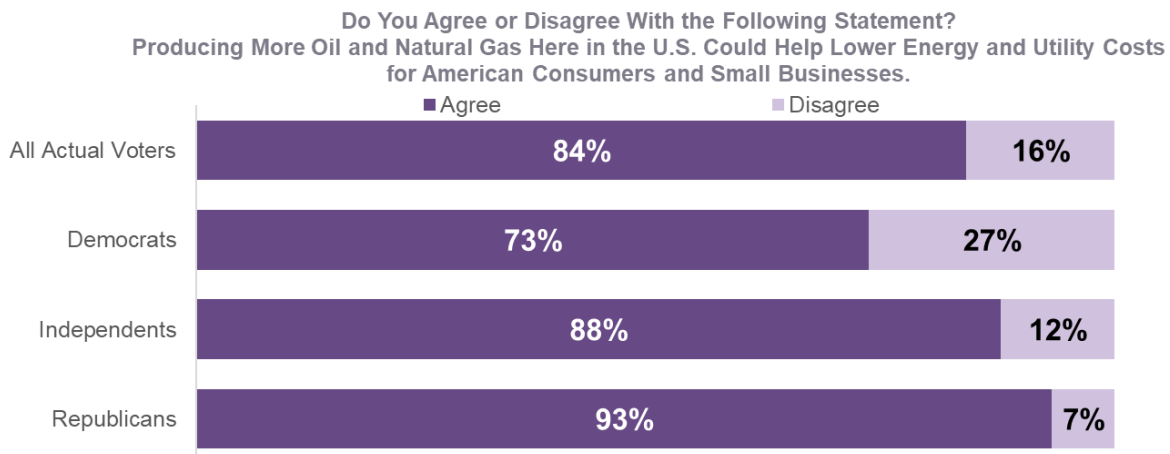


Methodology: These polls were conducted between November 1-6, 2024, among a national sample of 1,008 Voters who voted on or before November 5. The interviews were conducted via phone, and the data were collected to approximate a target sample of nationwide turnout based on Political ID, race, region, and gender by age. Results from the full survey have a margin of error of plus or minus 3 percentage points. Neither/In Between responses were excluded from analysis. Some of the percentages do not total 100% due to rounding.

- Over four-in-five 2024 Election Voters feel they and other Americans are experiencing financial strain due to the price of day-to-day necessities.

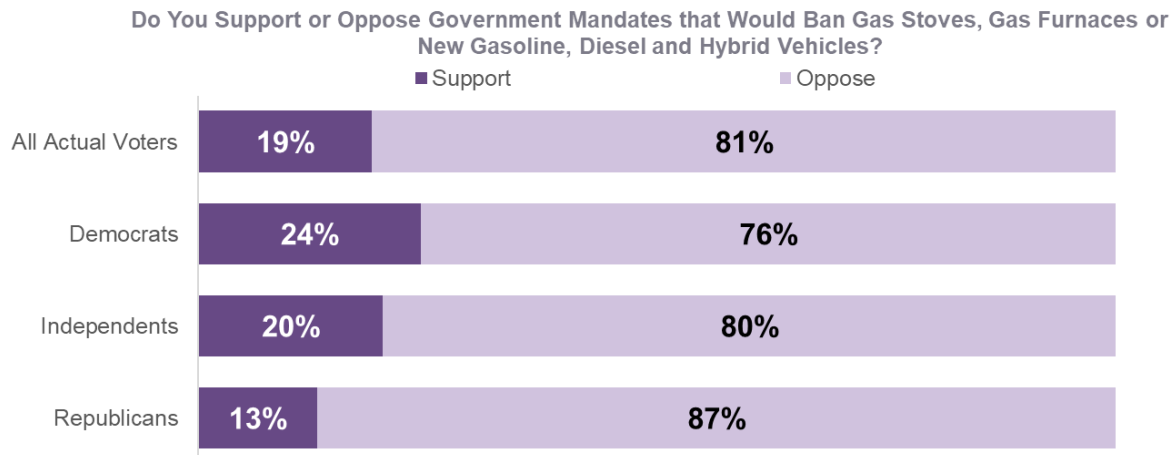


- Over four-in-five 2024 Election Voters agree producing more oil and natural gas could help the U.S. lower energy and utility costs for Americans.

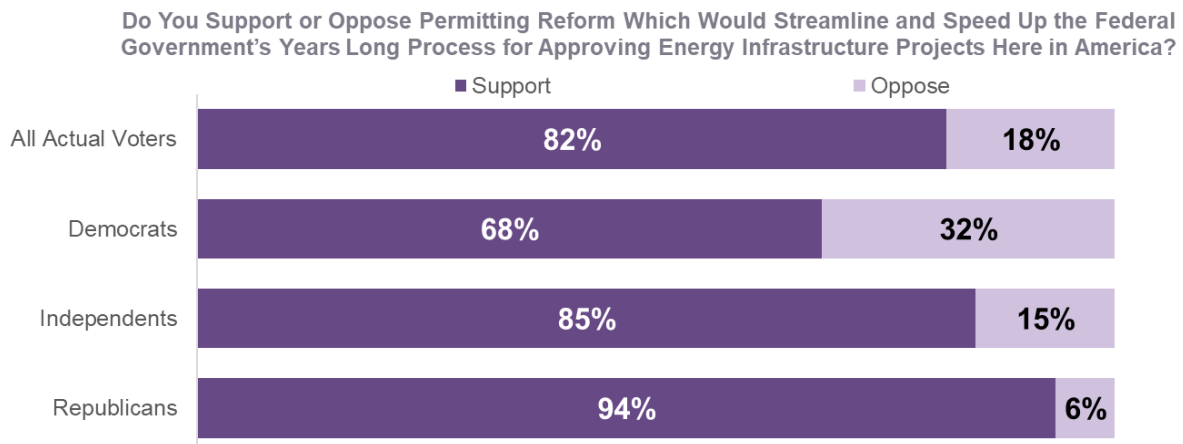


2024 Election Voters oppose government mandates, while support for policies encouraging American energy production, streamlined energy infrastructure building, and strengthened national energy security is high among voters.

- Three-quarters of bipartisan 2024 Election Voters oppose mandates that would ban gas stoves, gas furnaces, or new gasoline, diesel, and hybrid vehicles.

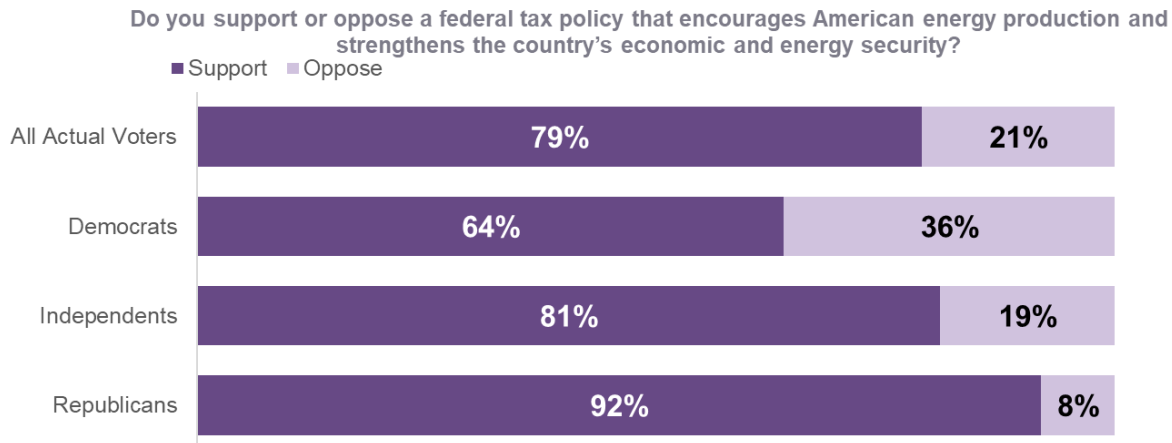


- Four-in-five 2024 Election Voters support streamlining and expediting approving energy infrastructure projects in America.



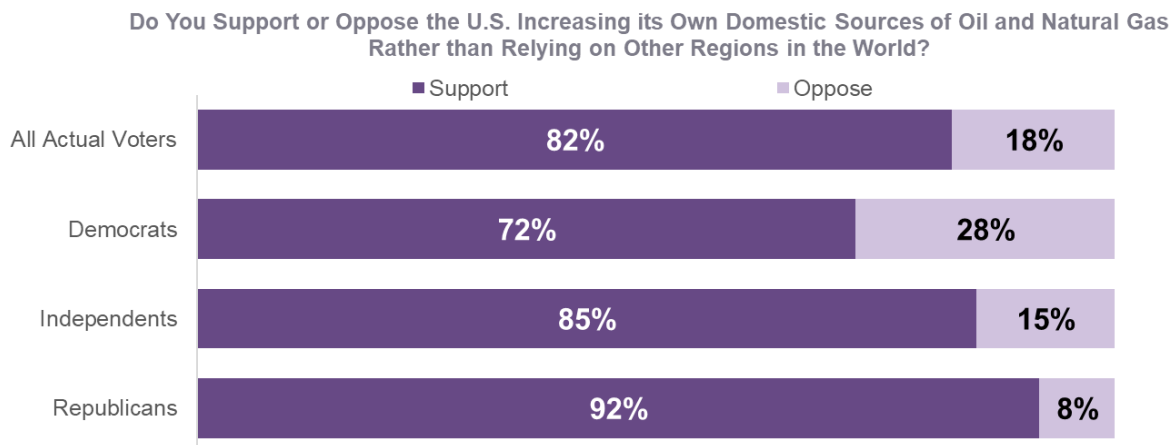
Methodology: These polls were conducted between November 1-6, 2024, among a national sample of 1,008 Voters who voted on or before November 5. The interviews were conducted via phone, and the data were collected to approximate a target sample of nationwide turnout based on Political ID, race, region, and gender by age. Results from the full survey have a margin of error of plus or minus 3 percentage points. Neither/In Between responses were excluded from analysis. Some of the percentages do not total 100% due to rounding.

- Over three-quarters of 2024 Election Voters support tax policies that encourage American energy production and strengthens the country's economy and energy security.



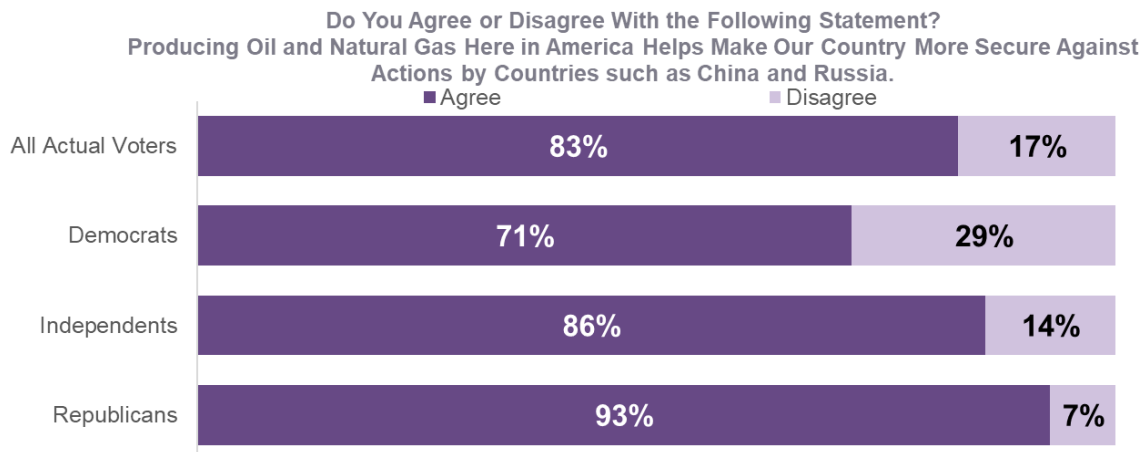
2024 Election Voters see the domestic production of natural gas and oil in the United States as a positive influence on American energy independence and national security.

- Four-in-five 2024 Election Voters support domestic energy sourcing over relying on other countries.



Methodology: These polls were conducted between November 1-6, 2024, among a national sample of 1,008 Voters who voted on or before November 5. The interviews were conducted via phone, and the data were collected to approximate a target sample of nationwide turnout based on Political ID, race, region, and gender by age. Results from the full survey have a margin of error of plus or minus 3 percentage points. Neither/In Between responses were excluded from analysis. Some of the percentages do not total 100% due to rounding.

- Over four-in-five believe producing oil and natural gas in America makes our country more secure.



Methodology: These polls were conducted between November 1-6, 2024, among a national sample of 1,008 Voters who voted on or before November 5. The interviews were conducted via phone, and the data were collected to approximate a target sample of nationwide turnout based on Political ID, race, region, and gender by age. Results from the full survey have a margin of error of plus or minus 3 percentage points. Neither/In Between responses were excluded from analysis. Some of the percentages do not total 100% due to rounding.